

# OVER- gebürstet

Redecker's brush magazine  
Issue No. 12 / August 2013



## A harmony of tradition and trends

*And it works! Simplicity and design fit together as well as practicality and beauty, functionality and style. At least with us.*

In 1935, the first Redecker brushes were made by hand. Much has changed since then. For many years now, the name Redecker has stood for the successful combination of natural simplicity, function and design, as it does today. Its essence is our unique blend of inventive inspiration, solid craftsmanship and creativity.

As a young boy, Gernot Redecker was taught the intricacies of hand-threading in brushmaking by his father, who had suffered blindness from childhood.

There are very few people worldwide who have mastered this craft, and the number continues to diminish. Thus, Gernot Redecker continues to pass on his knowledge to anyone interested in this craft, and – of course – to those who work in the brush factory of the Redecker name in particular.

### **And this is how hand-threading works:**

The wooden body of the brush is divided into halves: the base, into which the stocking (bristles and related fill material) is pulled, has conical holes; the top has none, as it is later put into place to hide the pull-in wire. (I)



First, the wire is passed through the first hole of the brush, and a loop is made for the first bundle of stocking. Then the brushmaker must grasp the correct amount of stocking material, in order to be able to fill out the the individual holes in the brush body. For this purpose, a brush compartment machine serves to divide the material into uniform bundles. (II)

Dear friends of the Redecker brand,

*Who says that tradition and modern living do not fit together? As for us, we want to show you that this is indeed possible based on our own experience. Just take a look at the new products we have developed for you with a great deal of ingenuity, creativity and traditional craftsmanship.*


*If you want to see more of our innovative concepts than those which space limits us to in our catalogue and on our website, you are always most welcome to visit us by appointment. Or simply see us at one of our trade fair stands and finish your very own hand-threaded brush.*

*We look forward to it.*

*As always, happy reading!  
Yours sincerely,*

The Redeckers  
[quergebuerstet@redecker.de](mailto:quergebuerstet@redecker.de)

The material is laid into the wire loop, which is then pulled into the body of the brush together with the stocking. In this way, the hole is filled. (III) →



IV



V



The wire is inserted into the holes in a certain order, and the brush body is thus filled with material, loop by loop. After every finished row, the material must be cut to the proper length. (V)

So it continues, hole by hole, until the brush body is fully threaded. At the end, the wire is stitched up so that it cannot come open. The top is screwed on and the brush is finished! (VI)

VI



### **The bristles**

Various types of animal hair or plant fibres are used according to which type of brush is to be produced. Consequently, for example, goat hair is used for dusters and dust brushes, while horsehair is the material of choice for indoor brooms, hand brooms and spider brooms. Plant fibres such as Arenga and coconut are suited for special brooms used outdoors, because they are moisture resistant. These, however, are not often hand-threaded because the fibres are very robust and hard to process.

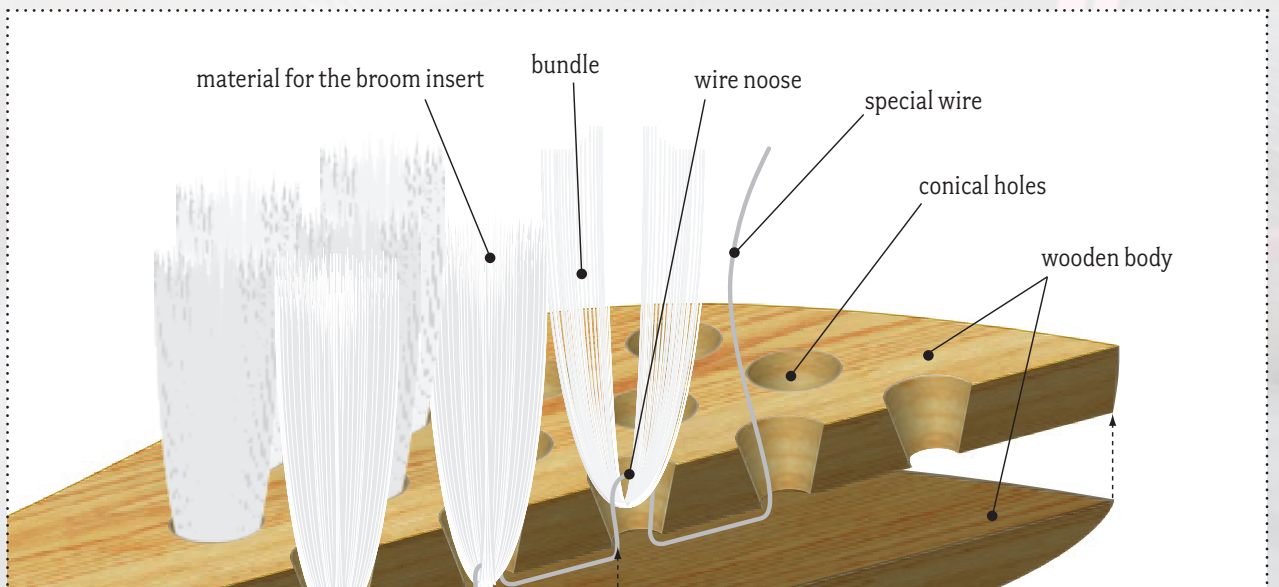
**Horse and goat hair are very suitable for the hand-threading – but other fibres are used as well.**



So – are you interested in knowing more? After making an appointment, you are always very welcome to visit us. We will be happy to show you personally how the handcrafting of a brush works

and will give you the chance to try it yourself in our showroom. Consider scheduling a short company field trip to our factory, Bürstenhaus Redecker,

or visit us at one of our trade fair stands. We have our equipment on hand there as well, and we would be very pleased to share our knowledge with you.



# New design and innovative methods in the latest catalogue

This year we have also given a lot of thought to nice and useful innovations. For example, this is how our new hand-threaded, crescent-shaped dust brush and a cockpit hand broom for your automobile dashboard came into being. In addition, for the first time, there is a nail brush with handle and a new massage brush with a knob in the Redecker catalogue. For somewhat coarser dirt we have a very high quality spider broom processed with pitch.

## ***Processed with pitch – how does that work?***

The bristles are sectioned into bundles, which are then immersed in hot pitch, wrapped with yarn, once more immersed and then placed into the holes of the brush body, in that order. Pitching represents one of the oldest techniques of the




luxury half-moon spider broom (461120)

brushmaking craft and is now practiced only rarely. Nowadays, in contrast, most of the brushmaking industry uses a two-component adhesive instead of pitch as this poses no risk to health.



cockpit brush (460124)



sickle-shaped dust brush (460139)

nail brush (721285)



**New**

nail brush with grip (621117)



## **Column**



## **Brushmaker with a passion**

*Now that I have passed all of my knowledge as a brushmaker on to the next generation just as my father had done in his time, I really need not be concerned about the continuation of this craft. To have branched out from a family of rural brushmakers with their own company to a global brand leaves me content and shows me that tradition and modern living can always be harmonized. One simply has to want it enough.*

*Yours, Gernot Redecker*



massage brush with knob (601010)

# Our hand-threading team



Traditional brushmaking is being replaced more and more by machines because only a few people know how it really works. For us, this fact makes it all the more relevant that every one of our employees has mastered the basics of hand threading, because only then can we ensure the continued production of our beautiful and unique hand-threaded products.

Today, we would like to introduce our team of brushmaking experts to you. We are especially proud of these employees, because it is not an easy job they pursue. Not everyone has the particular skill and the dexterity needed for it. The work of

these colleagues is home-based, and they originally come from the most diverse occupations. From stuntman to tennis pro, kindergarten teacher to seamstress, industrial administrator to bakery trade saleswoman, almost all professions are represented. The special attraction of working from home is that working hours can be adjusted for maximum flexibility to promote family activities, yet the employee does not have to give up working altogether. Every employee has a brush-threading machine at home and can therefore decide independently whether to work morning, noon or evening, or indoors or outdoors.

The team (from left to right): Edward Zarzycki, Kathrin Unkhoff, Lydia Eggert, Heike Ellerbeck, Nadine Gaziov, Gernot Redecker and Heike Marowsky.



## Imprint

QUERgebürstet –  
Redecker's small Brush Magazine  
is published at irregular intervals  
several times a year by

Bürstenhaus Redecker GmbH  
Bockhorster Landweg 19  
DE-33775 Versmold  
Phone: +49 (0) 54 23 - 94 64-0  
Fax: +49 (0) 54 23 - 94 64-20  
info@redecker.de · www.redecker.de

Chief editor: Jutta and Jana Redecker

Price per copy:  
55 eurocents plus postage

Editing and production:  
Weiß & Partner, Oldenburg,  
www.weiss-partner.com

**Trade fair date summer 2013:  
We are looking forward welcoming you!**



**Maison & Objet**  
Paris  
Sept. 6 - 10, 2013  
Hall 6, Q71